


Triodos Impact Strategy Fund - Dynamic



Z-dis | Factsheet March 2024

Fund details

Fund inception date	25/01/2022
Net asset value	EUR 14,520,161
Share count	491,196
Domicile	Netherlands
Management company	Triodos Investment Management
Custodian	BNP Paribas Securities Services
Investment manager	Triodos Investment Management
Legal status	Open-ended sub fund of Triodos Impact Strategies NV
European passport	Yes
Investment horizon	Long term
Valuation	Daily
Asset class	Fund of funds
Supervisor	AFM

Share class details

NAV share price as of 28/03/2024	EUR 27.51
Share class inception date	25/01/2022
Currency	EUR
ISIN code	NL0015000KT8
Bloomberg code	
Management fee	0.10%
Ongoing charges (ex-ante, including management fee)	1.05%
Distribution type	Distribution
Minimum investment	EUR 0.00

Through Triodos investment funds, the fund* invests in companies that aim to create impact in the field of the energy transition, renewable energy, sustainable agriculture, organic food and microfinance.

The fund also invests in listed sustainable equity, corporate and government bonds denominated in euros. The fund will also invest directly in a Triodos Foundation loan which aims at creating a regenerative, inclusive economy in emerging markets. The broadly diversified portfolio offers a combination of solid long-term financial results with good results in the areas of environment, nature, social policy and governance. Shares in the fund can be traded daily. The fund may be exposed to risks. Please refer to the prospectus and the KID for more detail.

*There are four different Triodos Impact Strategy Funds with different risk profiles available. The Dynamic profile has the highest risk.

Net Return in %

As per end of March 2024

	1M	3M	YTD	1Y	3Y avg	5Y avg	ALL avg
Fund	3.42	8.44	8.44	16.42	-	-	4.46

All returns stated have been calculated based on net asset values, including reinvestment of dividends where applicable. Past performance is not a reliable indicator of future performance.

Cumulative Performance Chart

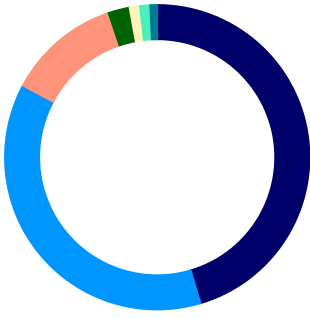
As per end of March 2024



All returns stated have been calculated based on net asset values, including reinvestment of dividends where applicable. Past performance is not a reliable indicator of future performance.

Breakdown by region

As per end of March 2024

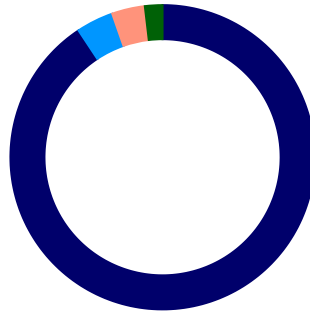


Region	% of NAV
West and Central Europe	44.9
North America	36.9
Asia	11.9
Africa & Middle East	2.2
Worldwide	1.1
Latin America	1.1
Eastern Europe & Central Asia	0.7

Source: Triodos Investment Management

Breakdown by asset class

As per end of March 2024



Asset class	% of NAV
Listed stocks	90.7
Private equity	3.9
Private debt	3.5
Liquidities	1.9

Source: Triodos Investment Management
Breakdown by asset class is on a look-through basis.

Performance attribution

Fund	Position (% of NAV)	Net return		Contribution return	
		1M	YTD	1M	YTD
Triodos Global Equities Impact Fund	83.15	3.73	10.07	3.10	8.37
Triodos Pioneer Impact Fund	3.77	5.80	3.73	0.22	0.14
Triodos Future Generations Fund	3.77	5.17	4.33	0.19	0.16
Triodos Energy Transition Europe Fund	2.18	-1.05	-1.25	-0.02	-0.03
Triodos Microfinance Fund	2.18	-0.58	0.71	-0.01	0.02
Triodos Emerging Markets Renewable Energy Fund	2.04	-0.17	0.52	-0.00	0.01
Triodos Food Transition Europe Fund	1.62	0.00	-1.27	0.00	-0.02
HTF Loan	0.70	0.25	0.75	0.00	0.01
Liquidities	0.60	0.00	0.00	0.00	0.00
Total	100.00			3.47	8.66

This table shows the individual performance of the underlying funds, measured against their month-end weighting in the Triodos Impact Strategy Fund. This gives an indication of their contribution to the fund. Due to the effect of costs, price fluctuations, weighting differences, subscriptions and redemptions of the fund during the month, the actual performance of the fund can differ from the total of the contribution table.

This is a marketing communication. Please refer to the prospectus and the KID of the Triodos Impact Strategy Fund - Dynamic before making any final investment decisions. An overview of the investor's rights can be found in the prospectus. The value of your investment can fluctuate because of the investment policy. Triodos Impact Strategy Fund - Dynamic is managed by Triodos Investment Management. Triodos Investment Management holds a license as alternative investment fund manager and UCITS and is under the supervision of the Dutch Authority Financial Markets and the De Nederlandsche Bank.

Triodos Impact Strategy Fund - Dynamic was established in January 2022. Triodos Impact Strategy Fund - Dynamic is a sub-fund of Triodos Impact Strategies NV. The fund is an open-ended investment company with variable capital. Triodos Impact Strategy Fund - Dynamic is managed by Triodos Investment Management BV and registered with the Dutch Financial Markets Authority (Autoriteit Financiële Markten, AFM). The value of the fund is determined partly by the developments on the financial or other markets. Avoid unnecessary risks. Please read the Essentiële Beleggersinformatie (in Dutch) and the prospectus (in Dutch). Please refer to the Essentiële Beleggersinformatie and the prospectus for further information about the costs and risks that apply specifically to this fund. Both documents may be downloaded via www.triodos-im.com or can be obtained free of charge from your bank. This information was carefully prepared by Triodos Investment Management. No rights can be derived from this information.