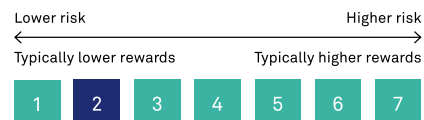


Triodos Multi Impact Fund

Z-dis | Factsheet October 2020



Fund details

Fund inception date	01/12/15
Net asset value as of 30/10/20	EUR 32,293,593
Share count as of 30/10/20	1,284,543
Domicile	Netherlands
Management company	Triodos Investment Management
Custodian	BNP Paribas Securities Services
Investment manager	Triodos Investment Management
Legal status	Open-ended sub fund of Triodos Impact Strategies NV
European passport	Yes
Investment horizon	Long term
Valuation	Daily
Asset class	Fund of funds
Supervisor	AFM
Share class details	
NAV share price as of 30/10/20	EUR 25.14
Share class inception date	01/12/15
Currency	EUR
ISIN code	NL0011327432
Bloomberg code	TRMIFZD:NA
Management fee	0.30%
Ongoing charges (incl. management fee) as of 30/06/20	2.08%
Distribution type	Distributed
Dividend per share as of 04/06/20	EUR 0.19
Minimum investment	EUR -

Triodos Multi Impact Fund is a 'fund of impact funds' investing in a broad spectrum of impact themes, including micro finance in developing countries, renewable energy, sustainable farming, and organic food, via several different Triodos funds.

The fund invests around 70% of its assets in Triodos funds and products and invests the remainder in impact bonds, which are screened by Triodos Research. The fund invests in investment funds that primarily provide loans and only has a limited exposure to listed equities and private equity. Shares in Triodos Multi Impact Fund can be traded daily.

Return in %

As per end of October 2020

	1M	3M	YTD	1 Y	3Y avg	5Y avg	ALL avg
Fund	0.2	1.1	-1.4	-1.4	0.3	-	0.4

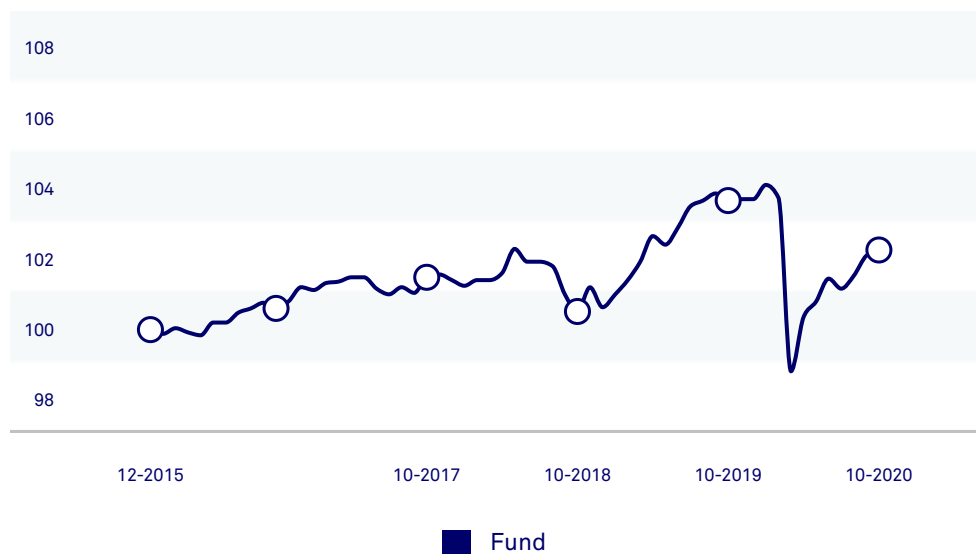
All returns stated have been calculated based on net asset values, including reinvestment of dividends where applicable. Past performance is not a reliable indicator of future performance.

Calendar Year Return in %

	2015	2016	2017	2018	2019
Fund	-	1.2	0.2	-0.8	3.0

Cumulative Performance Chart

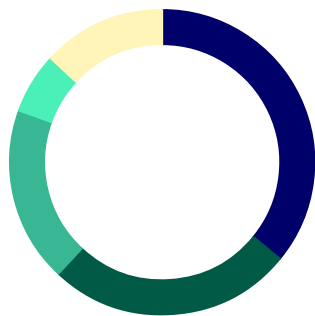
As per end of October 2020



All returns stated have been calculated based on net asset values, including reinvestment of dividends where applicable. Past performance is not a reliable indicator of future performance.

Breakdown by asset class

As per end of October 2020

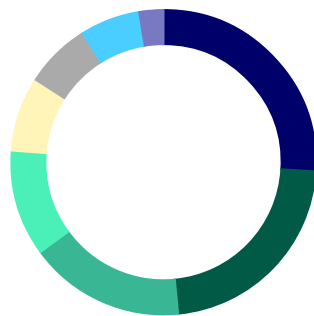


Asset class	% of NAV
Direct loans	35.9
Listed bonds	26.0
Private equity	18.6
Listed stocks	6.4
Liquidities	13.1

Source: Triodos Investment Management

Breakdown by fund

As per end of October 2020

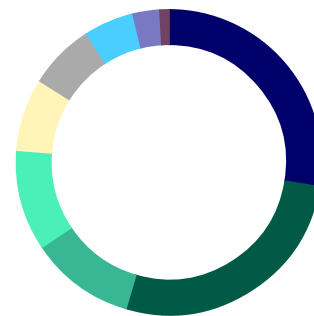


Fund	% of NAV
Impact Bonds	26.0
Triodos Microfinance Fund	22.5
Triodos Fair Share Fund	16.5
Triodos Groenfonds	11.2
Triodos Renewables Europe Fund	7.9
Triodos Pioneer Impact Fund	7.0
Triodos Organic Growth Fund	6.3
Liquidities	2.5

Source: Triodos Investment Management

Breakdown by region

As per end of October 2020



Region	% of portfolio
Netherlands	27.6
Western & Central Europe (excl. NL)	27.0
Eastern Europe & Central Asia	11.1
Latin America	10.7
East Asia & Pacific	7.7
South Asia	7.0
Africa & Middle East	5.3
North America	2.8
Worldwide	0.9

Source: Triodos Investment Management

Top 5 holdings

As per end of October 2020

Name	% of NAV
1,375% Agence Française de Développement 2014 - 2024	5.3
0,500% Land Nordrhein-Westfalen 2015 - 2025	4.9
1,250% European Investment Bank 2016 - 2026	4.9
0,125% FMO 2017 - 2023	4.7
0% European Union 2020 - 2030	3.2

Source: Triodos Investment Management

Dividend

Payment date	Amount per share (EUR)
08/06/20	0.19
31/05/18	0.07
19/05/17	0.07

Triodos Multi Impact Fund was established in December 2015. Triodos Multi Impact Fund is a sub-fund of Triodos Impact Strategies NV. The fund is an open-ended investment company with variable capital and is traded via Euronext Fund Services. Triodos Multi Impact Fund is managed by Triodos Investment Management BV and registered with the Dutch Financial Markets Authority (Autoriteit Financiële Markten, AFM). The value of the fund is determined partly by the developments on the financial or other markets. Avoid unnecessary risks. Please read the Essentiële Beleggersinformatie (in Dutch) and the prospectus (in Dutch). Please refer to the Essentiële Beleggersinformatie and the prospectus for further information about the costs and risks that apply specifically to this fund. Both documents may be downloaded via www.triodos-im.com or can be obtained free of charge from your bank. This information was carefully prepared by Triodos Investment Management. No rights can be derived from this information.