


Triodos Impact Mixed Fund - Neutral



Z-dis | Factsheet October 2021

Fund details

Fund inception date	24/06/10
Net asset value as of 29/10/21	EUR 755,040,150
Share count as of 29/10/21	17,982,788
Domicile	Luxembourg
Management company	Triodos Investment Management
Custodian	RBC Investor Services Bank
Investment manager	Triodos Investment Management
Legal status	Open-ended sub fund of Triodos SICAV I
European passport	Yes
Investment horizon	Long term
Valuation	Daily
Asset class	Mixed
Supervisor	CSSF

Share class details

NAV share price as of 29/10/21	EUR 36.85
Share class inception date	23/08/13
Currency	EUR
Morningstar rating	★★★★★★
ISIN code	LU0785618405
Bloomberg code	TRSMFZD:LX
Management fee	0.65%
Ongoing charges (incl. management fee) as of 30/06/21	0.84%
Distribution type	Distributed
Minimum investment	EUR -
Dividend per share as of 30/04/21	EUR 0.19
Benchmark	Compounded Benchmark Triodos Impact Mixed Fund - Neutral

Triodos Impact Mixed Fund - Neutral aims to generate positive impact and competitive returns from a concentrated portfolio of global equity positions and investment-grade corporate, sovereign and sub-sovereign bonds.

We select companies for their contribution to our seven sustainable transition themes. Through integrated financial and sustainability analysis we identify the drivers of a company's long-term value creation and assess the impact of ESG materiality on these drivers. Additionally, the companies we invest in must comply with the Triodos strict minimum standards. Due to effects of unusual market conditions, risks could occur. Please refer to the prospectus and the KID for more detail.

Net Return in %

As per end of October 2021

	1M	3M	YTD	1 Y	3Y avg	5Y avg
Fund	0.46	-0.24	4.74	10.39	7.10	5.21
Benchmark	2.68	2.30	11.20	18.09	9.77	7.34

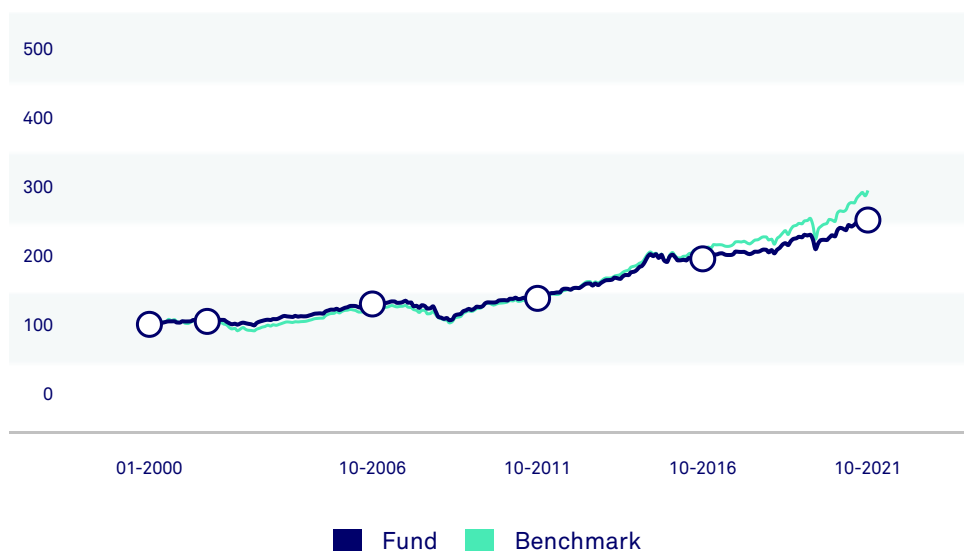
All returns stated have been calculated based on net asset values, including reinvestment of dividends where applicable. Past performance is not a reliable indicator of future performance.

Calendar Year Net Return in %

	2016	2017	2018	2019	2020
Fund	0.31	3.60	-0.93	12.73	4.81
Benchmark	6.41	3.45	-1.38	15.81	5.58

Cumulative Performance Chart

As per end of October 2021



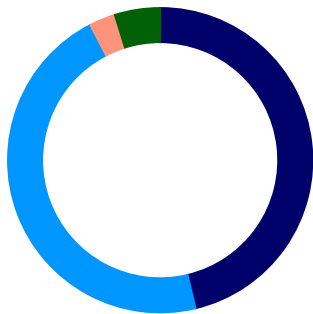
All returns stated have been calculated based on net asset values, including reinvestment of dividends where applicable. Past performance is not a reliable indicator of future performance.



Click here for more information about Eurosif and the Transparency code

Breakdown by asset class

As per end of October 2021

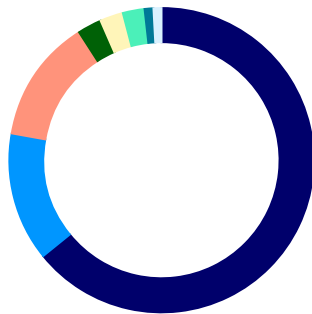


Asset class	% of NAV
Bonds	46.3
Equities	46.1
Investment Funds	2.8
Liquidities	4.8

Source: Triodos Investment Management

Exposure by currency

As per end of October 2021

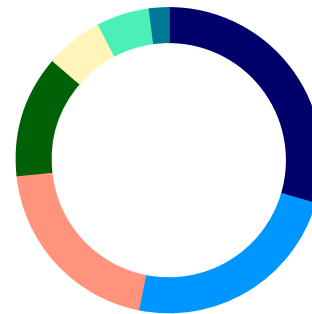


Currency	% of portfolio
EUR	64.2
USD	13.7
JPY	13.1
CHF	2.6
DKK	2.5
SEK	2.3
NOK	0.9
GBP	0.8

Source: Triodos Investment Management

Breakdown by transition theme

As per end of October 2021



Transition theme	% of portfolio
Sustainable Mobility and Infrastructure	29.6
Prosperous and Healthy People	23.6
Social inclusion and empowerment	20.2
Innovation for Sustainability	12.9
Renewable Resources	6.1
Sustainable Food and Agriculture	5.6
Circular Economy	2.0

Source: Triodos Investment Management
The pie chart only represents the holdings in corporate bonds and equities. Sovereign bonds are used for liquidity management of the portfolio.

Top 5 Non-Sovereign holdings

As per end of October 2021

Name	Bond type	% of NAV
0.000% European Union 2020 - 2025	Social bond	0.8
0.000% Kreditanstalt für Wiederaufbau 2020 - 2028	Green bond	0.7
0.150% Eurofima 2019 - 2034	Green bond	0.6
0.000% NRW Bank 2021 - 2031	Green bond	0.6
0.100% Île-de-France 2020 - 2030	Green bond	0.6

Source: Triodos Investment Management

Top 5 equity holdings

As per end of October 2021

Name	% of NAV
Anthem	1.9
KDDI	1.8
Roche	1.7
Essity	1.4
Danone	1.3

Source: Triodos Investment Management

Top 5 Sovereign holdings

As per end of October 2021

Name	Bond type	% of NAV
1.350% Irish Government bond 2018 - 2031	Green bond	1.0
0.500% Dutch Government bond 2019 - 2040	Green bond	0.9
0.500% Dutch Government bond 2016 - 2026	Regular bond	0.7
2.750% French Government bond 2012 - 2027	Regular bond	0.7
1.250% Belgium Government bond 2018 - 2033	Green bond	0.7

Source: Triodos Investment Management



Click here for more information about Eurofima and the Transparency code

Breakdown by risk category

As per end of October 2021

Risk Category	% of bonds
AAA	18.6
AA	33.6
A	24.1
BBB	23.7

Source: Triodos Investment Management

Breakdown by market cap

As per end of October 2021

Market cap	% of equity
Large cap > 16bn	76.4
Mid cap 6-16bn	19.5
Small cap 3-6bn	2.8
Small cap 600m-3bn	1.3
Micro Cap <600m	0.0

Source: Triodos Investment Management

Breakdown by duration

As per end of October 2021

Duration	% of bonds
0-2 year	5.1
2-5 year	29.7
5-10 year	48.8
10-15 year	11.4
> 15 year	5.1

Source: Triodos Investment Management

Ecological Footprint

27% less greenhouse gas emissions	Equal to driving 1,856 times around the world
71% less water used	Equal to 40.2 million showers
45% more landfill waste produced	Equal to the use of 100,557 household garbage bags of waste

Data updated on 31-Oct-2021

The carbon, water, and waste footprints of the fund illustrate the environmental impacts of the portfolio companies' activities compared to those of the benchmark. These figures provide an indication of the fund's sustainability performance as an outcome of the fund's strict impact selection and exclusion criteria. The footprints are calculated only for the listed equity and corporate bond holdings of the fund. They are calculated using carbon emissions data from ISS ESG, and water and waste data from S&P Trucost (@ 2019 S&P Trucost Limited).

Portfolio data

As per end of October 2021

Modified Duration	6.30
Yield	0.16
Convexity	0.65
Average rating	A+
SII capital charge	3.80
SWAP spread	5.67
Spread duration	6.30
Spread duration	6.30
Total number shares	56
Total number bonds	176

Source: Triodos Investment Management

Dividend

Payment date	Amount per share (EUR)
06/05/21	0.19
30/04/20	0.23
02/05/19	0.47

This is a marketing communication. Please refer to the prospectus and the KID of the Triodos Impact Mixed Fund Neutral before making any final investment decisions. An overview of the investor's rights can be found in the prospectus. The value of your investment can fluctuate because of the investment policy. Triodos Impact Mixed Fund Neutral is managed by Triodos Investment Management. Triodos Investment Management holds a license as alternative investment fund manager and UCITS and is under the supervision of the Dutch Authority Financial Markets and the De Nederlandsche Bank.

Triodos Impact Mixed Fund - Neutral is a sub-fund of Triodos SICAV I, which is established in Luxembourg. Triodos SICAV I and its sub-funds are supervised by the Luxembourg regulator, the Commission de Surveillance du Secteur Financier (CSSF). Triodos Investment Management BV, acting as management company, is licensed by the Autoriteit Financiële Markten (AFM) in the Netherlands and Triodos Impact Mixed Fund - Neutral is registered with the AFM. The value of Triodos Impact Mixed Fund - Neutral is determined partly by the developments on the financial markets or other markets. Please refer to the prospectus for further information about the costs and risks that apply specifically to this fund. Avoid unnecessary risks. Please read the KIID. The prospectus (in English) and KIID for Triodos SICAV I, which includes information about Triodos Impact Mixed Fund - Neutral may be obtained free of charge from your bank or via www.triodos-im.com. This information has been compiled with care by Triodos Investment Management. No rights can be derived from this information.

"The European SRI Transparency logo signifies that Triodos Investment Management commits to provide accurate, adequate and timely information to enable stakeholders, in particular consumers, to understand the Socially Responsible Investment (SRI) policies and practices relating to the fund. Detailed information about the European SRI Transparency Guidelines can be found on www.eurosif.org, and information of the SRI policies and practices of the Triodos Pioneer Impact Fund can be found at:

<https://www.triodos-im.com/>. The Transparency Guidelines are managed by Eurosif, an independent organisation. The European SRI Transparency Logo reflects the fund manager's commitment as detailed above and should not be taken as an endorsement of any particular company, organisation or individual."



Click here for more information about Eurosif and the Transparency code

Triodos  Investment Management