


Triodos Impact Mixed Fund - Defensive



Z-dis | Factsheet August 2021

Fund details

Fund inception date	21/06/19
Net asset value as of 31/08/21	EUR 43,018,716
Share count as of 31/08/21	1,612,687
Domicile	Luxembourg
Management company	Triodos Investment Management
Custodian	RBC Investor Services Bank
Investment manager	Triodos Investment Management
Legal status	Open-ended sub fund of Triodos SICAV I
European passport	Yes
Investment horizon	Long term
Valuation	Daily
Asset class	Mixed
Supervisor	CSSF

Share class details

NAV share price as of 31/08/21	EUR 26.74
Share class inception date	21/06/19
Currency	EUR
Morningstar rating	
ISIN code	LU1956011438
Bloomberg code	TRIMDZD:LX
Management fee	0.60%
Ongoing charges (incl. management fee)*	0.85%
Distribution type	Distributed
Minimum investment	EUR -
Benchmark	Compounded Benchmark Triodos Impact Mixed Fund - Defensive

Triodos Impact Mixed Fund - Defensive aims to generate positive impact and competitive returns from a concentrated portfolio of global equity positions and investment-grade corporate, sovereign and sub-sovereign bonds.

We select companies for their contribution to our seven sustainable transition themes. Through integrated financial and sustainability analysis we identify the drivers of a company's long-term value creation and assess the impact of ESG materiality on these drivers. Additionally, the companies we invest in must comply with the Triodos strict minimum standards.

Return in %

As per end of August 2021

	1M	3M	YTD	1 Y	3Y avg	5Y avg
Fund	0.2	2.5	2.0	5.8	-	-
Benchmark	0.4	3.4	4.4	8.1	-	-

All returns stated have been calculated based on net asset values, including reinvestment of dividends where applicable. Past performance is not a reliable indicator of future performance.

Calendar Year Return in %

	2020
Fund	3.8
Benchmark	4.7

Cumulative Performance Chart

As per end of August 2021



All returns stated have been calculated based on net asset values, including reinvestment of dividends where applicable. Past performance is not a reliable indicator of future performance.

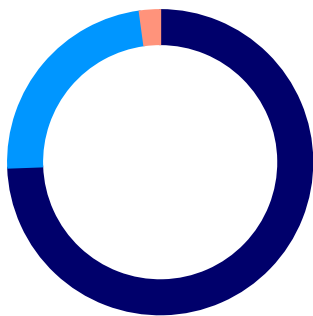
**The ongoing charges figure shown here is an estimate of the charges. Due to the amendments made to the fund charges as per 1 January 2021, the ex-post figure is no longer reliable. The UCITS' annual report for each financial year will include detail on the exact charges made.*



Click here for more information about Eurosif and the Transparency code

Breakdown by asset class

As per end of August 2021

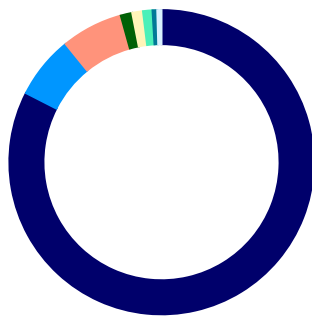


Asset class	% of NAV
Bonds	74.4
Equities	23.4
Liquidities	2.2

Source: Triodos Investment Management

Exposure by currency

As per end of August 2021

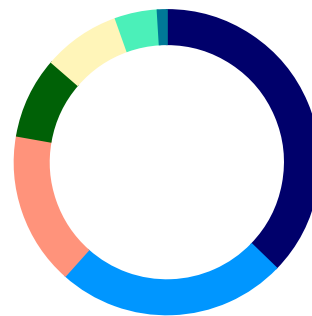


Currency	% of portfolio
EUR	82.5
USD	6.7
JPY	6.5
DKK	1.2
CHF	1.1
SEK	1.0
NOK	0.5
GBP	0.4

Source: Triodos Investment Management

Breakdown by transition theme

As per end of August 2021



Transition theme	% of portfolio
Sustainable Mobility and Infrastructure	37.2
Social inclusion and empowerment	24.4
Prosperous and Healthy People	16.2
Innovation for Sustainability	8.6
Renewable Resources	8.2
Sustainable Food and Agriculture	4.5
Circular Economy	1.0

Source: Triodos Investment Management
The pie chart only represents the holdings in corporate bonds and equities. Sovereign bonds are used for liquidity management of the portfolio.

Top 5 Non-Sovereign holdings

As per end of August 2021

Name	Bond type	% of NAV
0.000% Nordic Investment Bank 2019 - 2026	Green bond	1.4
0.500% Kreditanstalt für Wiederaufbau 2018 - 2026	Green bond	1.2
1.125% Telenor 2019 - 2029	Regular bond	1.0
0.827% Madrid 2020 - 2027	Green bond	1.0
0.000% European Union 2021 - 2029	Social bond	1.0

Source: Triodos Investment Management

Top 5 equity holdings

As per end of August 2021

Name	% of NAV
KDDI	0.9
Roche	0.8
Anthem	0.7
Acciona Energias Renovables	0.7
Taiwan Semiconductor	0.7

Source: Triodos Investment Management

Top 5 Sovereign holdings

As per end of August 2021

Name	Bond type	% of NAV
2.000% Italian Government bond 2015 - 2025	Regular bond	1.3
0.000% German Government bond 2020 - 2025	Green bond	1.2
1.250% Belgium Government bond 2018 - 2033	Green bond	1.2
0.500% Dutch Government bond 2019 - 2040	Green bond	1.1
1.350% Irish Government bond 2018 - 2031	Green bond	1.1

Source: Triodos Investment Management



Click here for more information about Eurofif and the Transparency code

Breakdown by risk category

As per end of August 2021

Risk Category	% of bonds
AAA	18.9
AA	33.4
A	24.1
BBB	23.6

Source: Triodos Investment Management

Breakdown by market cap

As per end of August 2021

Market cap	% of equity
Large cap > 16bn	76.9
Mid cap 6-16bn	17.9
Small cap 3-6bn	3.5
Small cap 600m-3bn	1.7
Micro Cap <600m	0.0

Source: Triodos Investment Management

Breakdown by duration

As per end of August 2021

Duration	% of bonds
0-2 year	4.4
2-5 year	28.9
5-10 year	50.1
10-15 year	10.6
> 15 year	6.1

Source: Triodos Investment Management

Ecological Footprint

35% less greenhouse gas emissions	Equal to driving 125 times around the world
76% less water used	Equal to 5.3 million showers
23% less landfill waste produced	Equal to the use of 5,762 household garbage bags of waste

Data updated on 30-Jun-2021

The carbon, water, and waste footprints of the fund illustrate the environmental impacts of the portfolio companies' activities compared to those of the benchmark. These figures provide an indication of the fund's sustainability performance as an outcome of the fund's strict impact selection and exclusion criteria. The footprints are calculated only for the listed equity and corporate bond holdings of the fund. They are calculated using carbon emissions data from ISS ESG, and water and waste data from S&P Trucost (@ 2019 S&P Trucost Limited).

This is a marketing communication. Please refer to the prospectus and the KID of the Triodos Impact Mixed Fund Defensive before making any final investment decisions. An overview of the investor's rights can be found in the prospectus. The value of your investment can fluctuate because of the investment policy. Triodos Impact Mixed Fund Defensive is managed by Triodos Investment Management. Triodos Investment Management holds a license as alternative investment fund manager and UCITS and is under the supervision of the Dutch Authority Financial Markets and the De Nederlandsche Bank.

Triodos Impact Mixed Fund - Defensive is a sub-fund of Triodos SICAV I, which is established in Luxembourg. Triodos SICAV I and its sub-funds are supervised by the Luxembourg regulator, the Commission de Surveillance du Secteur Financier (CSSF). Triodos Investment Management BV, acting as management company, is licensed by the Autoriteit Financiële Markten (AFM) in the Netherlands and Triodos Impact Mixed Fund - Defensive is registered with the AFM. The value of Triodos Impact Mixed Fund - Defensive is determined partly by the developments on the financial markets or other markets. Please refer to the prospectus for further information about the costs and risks that apply specifically to this fund. Avoid unnecessary risks. Please read the KIID. The prospectus (in English) and KIID for Triodos SICAV I, which includes information about Triodos Impact Mixed Fund - Defensive may be obtained free of charge from your bank or via www.triodos-im.com. This information has been compiled with care by Triodos Investment Management. No rights can be derived from this information.

"The European SRI Transparency logo signifies that Triodos Investment Management commits to provide accurate, adequate and timely information to enable stakeholders, in particular consumers, to understand the Socially Responsible Investment (SRI) policies and practices relating to the fund. Detailed information about the European SRI Transparency Guidelines can be found on www.eurosif.org, and information of the SRI policies and practices of the Triodos Pioneer Impact Fund can be found at:

<https://www.triodos-im.com/>. The Transparency Guidelines are managed by Eurosif, an independent organisation. The European SRI Transparency Logo reflects the fund manager's commitment as detailed above and should not be taken as an endorsement of any particular company, organisation or individual."



Click here for more information about Eurosif and the Transparency code

Triodos  Investment Management