

## Fund details

Fund inception date	29/06/98
Net asset value as of 29/10/21	EUR 1,119,532,691
Share count as of 29/10/21	18,946,020
Domicile	Netherlands
Management company	Triodos Investment Management
Custodian	BNP Paribas Securities Services
Investment manager	Triodos Investment Management
Legal status	Investment company with variable capital
European passport	Yes
Investment horizon	Long term
Valuation	Daily
Asset class	Private debt
Supervisor	AFM

## Share class details

NAV share price as of 29/10/21	EUR 59.09
Share class inception date	29/06/98
Currency	EUR
ISIN code	NL0000440204
Bloomberg code	TRIO:NA
Management fee	0.85%
Ongoing charges (incl. management fee) as of 30/06/21	0.97%
Distribution type	Distributed
Dividend per share as of 16/06/21	EUR 1.20
Minimum investment	EUR -
Modified Duration	3.90

Triodos Groenfond invests in projects that make our society more sustainable. Projects with a focus on renewable energy, organic farming and sustainable real estate.

At least 70% of the assets of the fund is invested in projects certified as green by the Dutch government. As the fund qualifies as a green investment institution, private investors may be eligible for tax allowances. The tax treatment depends on the individual circumstances of each client and may be subject to change in the future. Due to effects of unusual market conditions, risks could occur. Please refer to the prospectus and the KID for more detail.

## Net Return in %

As per end of October 2021

	1M	3M	YTD	1 Y	3Y avg	5Y avg	ALL avg
Fund	-0.25	-0.87	0.01	0.55	1.79	1.27	2.30

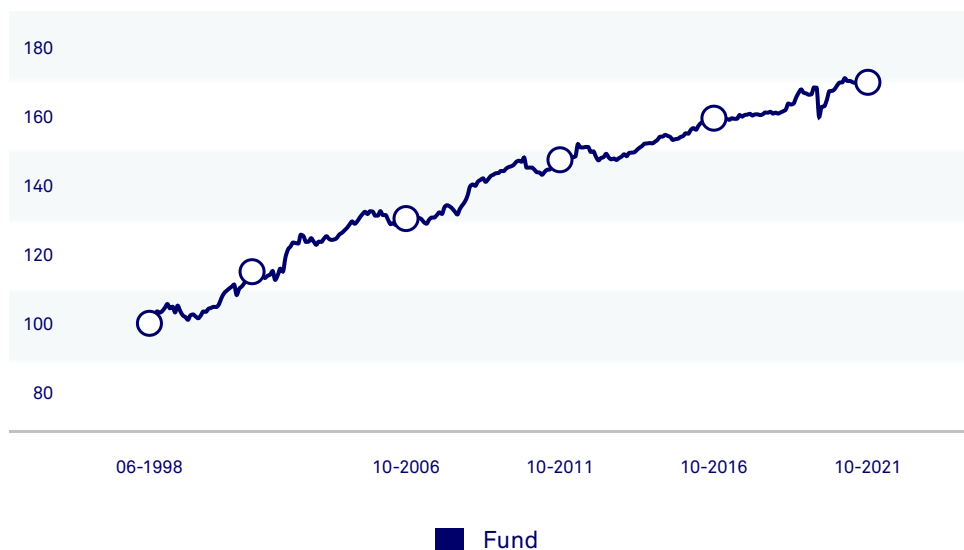
All returns stated have been calculated based on net asset values, including reinvestment of dividends where applicable. Past performance is not a reliable indicator of future performance.

## Calendar Year Net Return in %

	2016	2017	2018	2019	2020
Fund	2.72	0.96	0.26	3.27	2.07

## Cumulative Performance Chart

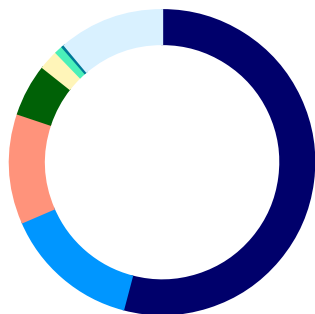
As per end of October 2021



All returns stated have been calculated based on net asset values, including reinvestment of dividends where applicable. Past performance is not a reliable indicator of future performance.

## Breakdown by sector

As per end of October 2021

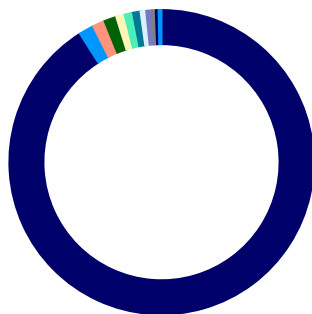


Sector	% of NAV
Renewable energy in the Netherlands	54.1
Sustainable real estate	14.4
Organic farming	11.6
Renewable energy in emerging markets	5.5
Impact Bonds	2.1
Nature and landscape	0.9
Other	0.3
Liquidities	11.1

Source: Triodos Investment Management

## Breakdown by country

As per end of October 2021

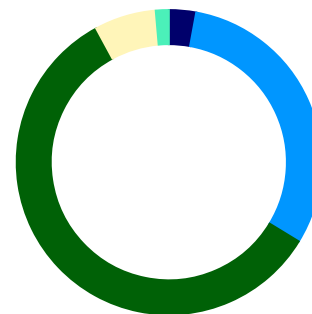


Country	% of portfolio
Netherlands	91.0
Vietnam	1.6
Ukraine	1.3
Others	1.3
Armenia	0.9
Kenia	0.9
Pakistan	0.8
Honduras	0.6
Nicaragua	0.6
Uganda	0.4
Kyrgyzstan	0.3
Nepal	0.3

Source: Triodos Investment Management

## Breakdown by risk category

As per end of October 2021



Risk Category	% of portfolio
AAA	2.9
AA	30.8
A	0.0
BBB	58.4
<BBB	6.5
Not rated	1.4

## Investment split renewable energy

Per end October 2021

Sector	% portfolio renewable energy
Solar	49.3
Wind	42.6
Hydro	4.0
Biomass	0.9
Other	3.2

## Impact indicators

Indicator	Total amount	Amount attributed to the fund
Tonnes of CO2 emissions avoided	1,600,000	225,300
MW capacity	1,672	396
Households provided with clean electricity	2,700,000	225,000
MWh produced	2,700,000	640,000
Hectares of organic farmland	10,500	
Organic meals served	7,300,000	

The total amount is based on the total project. The amount attributed to the fund is based on the fund's share in the project (attribution), in line with the Platform for Carbon Accounting Finance methodology which applies to the renewable energy indicators of the fund. Reported on an annual basis. Data as per December 2020.

## Dividend

Payment date	Amount per share (EUR)
18/06/21	1.20
08/06/20	0.13

This is a marketing communication. Please refer to the prospectus and the KID of the Triodos Groenfond's before making any final investment decisions. An overview of the investor's rights can be found in the prospectus. The value of your investment can fluctuate because of the investment policy. Triodos Groenfond's is managed by Triodos Investment Management. Triodos Investment Management holds a license as alternative investment fund manager and UCITS and is under the supervision of the Dutch Authority Financial Markets and the De Nederlandsche Bank.

Triodos Groenfond's was established in 1990 as Biogronnd Beleggingsfond's. In July 1998 the fund merged with the other green funds managed by Triodos Bank into Triodos Groenfond's. The fund is an open-ended investment company with variable capital and is traded via Euronext Fund Services. Triodos Groenfond's is managed by Triodos Investment Management BV and is registered with the Dutch Financial Markets Authority (Autoriteit Financiële Markten, AFM). The value of the fund is determined partly by the developments on the financial or other markets. Avoid unnecessary risks. Please read the Essentiële Beleggersinformatie (in Dutch) and the prospectus (in Dutch). Information on leverage is included in the prospectus and the annual report. Leverage is defined by the AIFMD as being any method by which the AIFM increases the exposure of a fund, whether through borrowing of cash or securities, or leverage embedded in derivative positions, or by any other means. Please refer to the Essentiële Beleggersinformatie and the prospectus for further information about the costs and risks that apply specifically to this fund. Both documents may be downloaded via [www.triodos-im.com](http://www.triodos-im.com) or can be obtained free of charge from your bank. This information was compiled with care by Triodos Investment Management. No rights can be derived from this information.