


Triodos Global Equities Impact Fund



Z-cap | Factsheet August 2021

Fund details

Fund inception date	13/07/07
Net asset value as of 31/08/21	EUR 1,215,994,166
Share count as of 31/08/21	23,319,614
Domicile	Luxembourg
Management company	Triodos Investment Management
Custodian	RBC Investor Services Bank
Investment manager	Triodos Investment Management
Legal status	Open-ended sub fund of Triodos SICAV I
European passport	Yes
Investment horizon	Long term
Valuation	Daily
Asset class	Equity
Supervisor	CSSF

Share class details

NAV share price as of 31/08/21	EUR 65.85
Share class inception date	24/12/12
Currency	EUR
Morningstar rating	★★★★★
ISIN code	LU0785617340
Bloomberg code	TRSEFZC:LX
Management fee	0.75%
Ongoing charges (incl. management fee)*	1.00%
Distribution type	Capitalized
Minimum investment	EUR -
Benchmark	MSCI World Index EUR

Triodos Global Equities Impact Fund aims to generate positive impact and competitive returns from a concentrated portfolio of equities issued by large-cap companies offering sustainable solutions.

We select companies for their contribution to our seven sustainable transition themes. Through integrated financial and sustainability analysis we identify the drivers of a company's long-term value creation and assess the impact of ESG materiality on these drivers. Additionally, the companies we invest in must comply with the Triodos strict minimum standards.

Return in %

As per end of August 2021

	1M	3M	YTD	1 Y	3Y avg	5Y avg
Fund	2.1	6.7	13.2	25.9	12.2	10.5
Benchmark	2.9	9.7	22.1	31.3	14.3	13.5

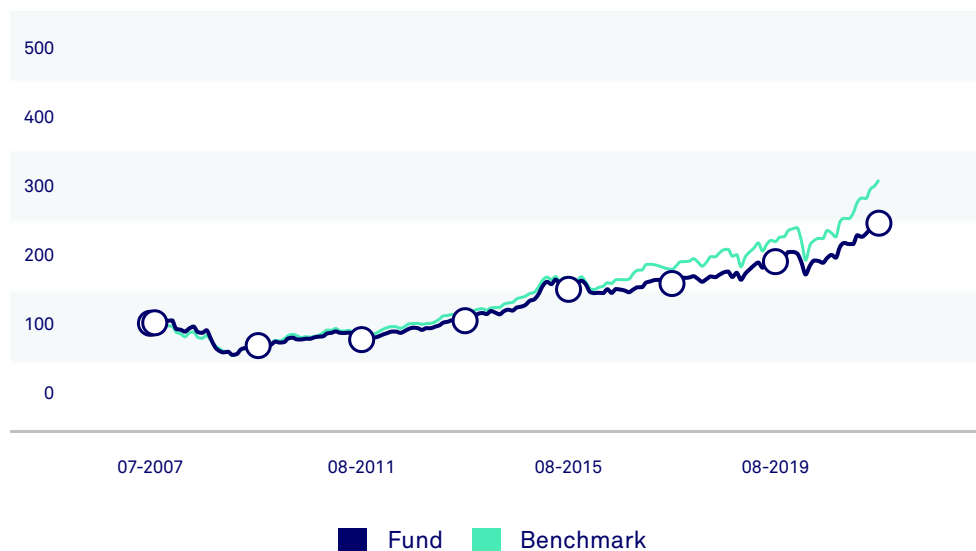
All returns stated have been calculated based on net asset values, including reinvestment of dividends where applicable. Past performance is not a reliable indicator of future performance.

Calendar Year Return in %

	2016	2017	2018	2019	2020
Fund	-2.6	9.4	-1.9	24.7	6.4
Benchmark	10.8	7.4	-4.2	30.2	6.5

Cumulative Performance Chart

As per end of August 2021



All returns stated have been calculated based on net asset values, including reinvestment of dividends where applicable. Past performance is not a reliable indicator of future performance.

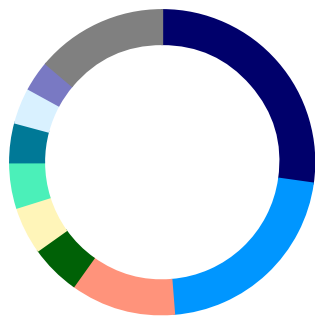
*The ongoing charges figure shown here is an estimate of the charges. Due to the amendments made to the fund charges as per 1 January 2021, the ex-post figure is no longer reliable. The UCITS' annual report for each financial year will include detail on the exact charges made.



Click here for more information about Eurosif and the Transparency code

Breakdown by country

As per end of August 2021

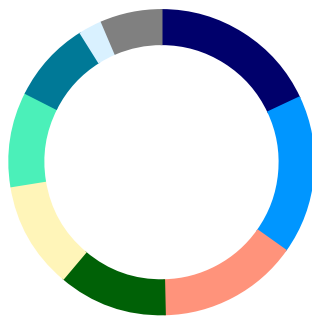


Country	% of portfolio
Japan	27.2
United States	21.5
Germany	11.1
Netherlands	5.3
Denmark	5.0
Switzerland	4.8
Sweden	4.2
Ireland	3.8
Great Britain	3.2
Others	13.8

Source: Triodos Investment Management

Breakdown by sector

As per end of August 2021

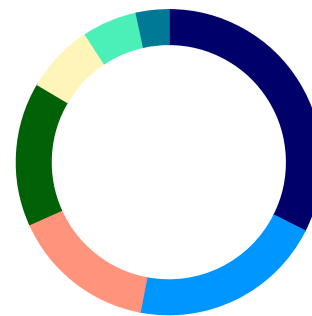


Sector	% of NAV
Information Technology	18.0
Health Care	16.8
Consumer Discretionary	14.8
Consumer Staples	11.5
Communication Services	11.3
Industrials	10.0
Materials	8.6
Utilities	2.5
Financials	0.0
Liquidity	6.4
Real Estate	0.0

Source: Triodos Investment Management

Breakdown by transition theme

As per end of August 2021



Transition theme	% of portfolio
Prosperous and Healthy People	32.5
Innovation for Sustainability	20.6
Sustainable Mobility and Infrastructure	15.3
Social inclusion and empowerment	15.2
Sustainable Food and Agriculture	7.3
Renewable Resources	5.8
Circular Economy	3.4

Source: Triodos Investment Management

Ecological Footprint

27% less greenhouse gas emissions	Equal to driving 5,803 times around the world
63% less water used	Equal to 65.4 million showers
71% more landfill waste produced	Equal to the use of 350,610 household garbage bags of waste

Data updated on 30-Jun-2021

The carbon, water, and waste footprints of the fund illustrate the environmental impacts of the portfolio companies' activities compared to those of the benchmark. These figures provide an indication of the fund's sustainability performance as an outcome of the fund's strict impact selection and exclusion criteria. The footprints are calculated only for the listed equity holdings of the fund. They are calculated using carbon emissions data from ISS ESG, and water and waste data from S&P Trucost (© 2019 S&P Trucost Limited).

Top 10 holdings

As per end of August 2021

	Name	Sector	%
1	KDDI	Communication Services	3.7
2	Roche	Health Care	3.0
3	Anthem	Health Care	2.9
4	Danone	Consumer Staples	2.7
5	Taiwan Semiconductor	Information Technology	2.7
6	Royal Philips	Health Care	2.7
7	Bridgestone	Consumer Discretionary	2.5
8	Acciona Energias Renovables	Utilities	2.5
9	Toyota Motor Corporation	Consumer Discretionary	2.5
10	Murata Manufacturing	Information Technology	2.4

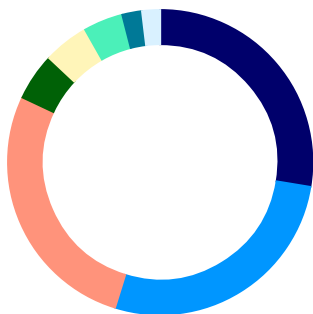
Source: Triodos Investment Management



Click here for more information about Eurosif and the Transparency code

Exposure by currency

As per end of August 2021

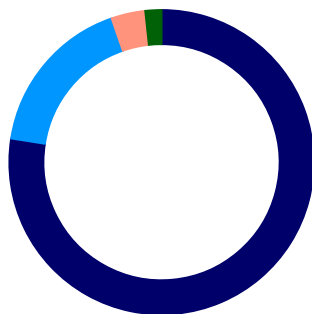


Currency	% of portfolio
USD	27.6
JPY	27.2
JPY	27.2
DKK	5.0
CHF	4.8
SEK	4.2
NOK	2.1
GBP	1.9

Source: Triodos Investment Management

Breakdown by market cap

As per end of August 2021



Market cap	% of portfolio
Large cap > 16bn	77.5
Mid cap 6-16bn	17.2
Small cap 3-6bn	3.6
Small cap 600m-3bn	1.7
Micro Cap <600m	0.0

Source: Triodos Investment Management

This is a marketing communication. Please refer to the prospectus and the KID of the Triodos Global Equity Impact Fund before making any final investment decisions. An overview of the investor's rights can be found in the prospectus. The value of your investment can fluctuate because of the investment policy. Triodos Global Equity Impact Fund is managed by Triodos Investment Management. Triodos Investment Management holds a license as alternative investment fund manager and UCITS and is under the supervision of the Dutch Authority Financial Markets and the De Nederlandsche Bank.

Triodos Global Equities Impact Fund is a sub-fund of Triodos SICAV I, which is established in Luxembourg. Triodos SICAV I and its sub-funds are supervised by the Luxembourg regulator, the Commission de Surveillance du Secteur Financier (CSSF). Triodos Investment Management BV, acting as management company, is licensed by the Autoriteit Financiële Markten (AFM) in the Netherlands and Triodos Global Equities Impact Fund is registered with the AFM. The value of Triodos Global Equities Impact Fund is determined partly by the developments on the financial markets or other markets. Please refer to the prospectus for further information about the costs and risks that apply specifically to this fund. Avoid unnecessary risks. Please read the KIID. The prospectus (in English) and KIID for Triodos SICAV I, which includes information about Triodos Global Equities Impact Fund may be obtained free of charge from your bank or via www.triodos-im.com. This information has been compiled with care by Triodos Investment Management. No rights can be derived from this information.

"The European SRI Transparency logo signifies that Triodos Investment Management commits to provide accurate, adequate and timely information to enable stakeholders, in particular consumers, to understand the Socially Responsible Investment (SRI) policies and practices relating to the fund. Detailed information about the European SRI Transparency Guidelines can be found on www.eurosif.org, and information of the SRI policies and practices of the Triodos Pioneer Impact Fund can be found at:

<https://www.triodos-im.com/>. The Transparency Guidelines are managed by Eurosif, an independent organisation. The European SRI Transparency Logo reflects the fund manager's commitment as detailed above and should not be taken as an endorsement of any particular company, organisation or individual."



Click here for more information about Eurosif and the Transparency code