


Triodos Euro Bond Impact Fund



Z-dis | Factsheet December 2020

Fund details

Fund inception date	13/07/07
Net asset value as of 31/12/20	EUR 352,748,826
Share count as of 31/12/20	12,299,586
Domicile	Luxembourg
Management company	Triodos Investment Management
Custodian	RBC Investor Services Bank
Investment manager	Triodos Investment Management
Legal status	Open-ended sub fund of Triodos SICAV I
European passport	Yes
Investment horizon	Long term
Valuation	Daily
Asset class	Bonds
Supervisor	CSSF
Modified Duration	7.50

Share class details

NAV share price as of 31/12/20	EUR 27.12
Share class inception date	23/08/13
Currency	EUR
Morningstar rating	★★★★
ISIN code	LU0785617936
Bloomberg code	TRSBFZD:LX
Management fee	0.40%
Ongoing charges (incl. management fee)*	0.65%
Distribution type	Distributed
Minimum investment	EUR -
Dividend per share as of 24/04/20	EUR 0.21
Benchmark	Compounded Benchmark Triodos Euro Bond Impact Fund

Triodos Euro Bond Impact Fund aims to generate positive impact and stable income from a concentrated portfolio of investment-grade, euro-denominated bonds issued by listed companies, and semi-public institutions and EU member state governments.

We select companies for their contribution to our seven sustainable transition themes. Through integrated financial and sustainability analysis we identify the drivers of a company's long-term value creation and assess the impact of ESG materiality on these drivers. Additionally, the companies we invest in must comply with the Triodos strict minimum standards.

Return in %

As per end of December 2020

	1M	3M	YTD	1 Y	3Y avg	5Y avg	ALL avg
Fund	0.0	0.8	2.7	2.7	2.1	1.8	3.7
Benchmark	0.1	1.3	3.7	3.7	3.1	2.7	4.5

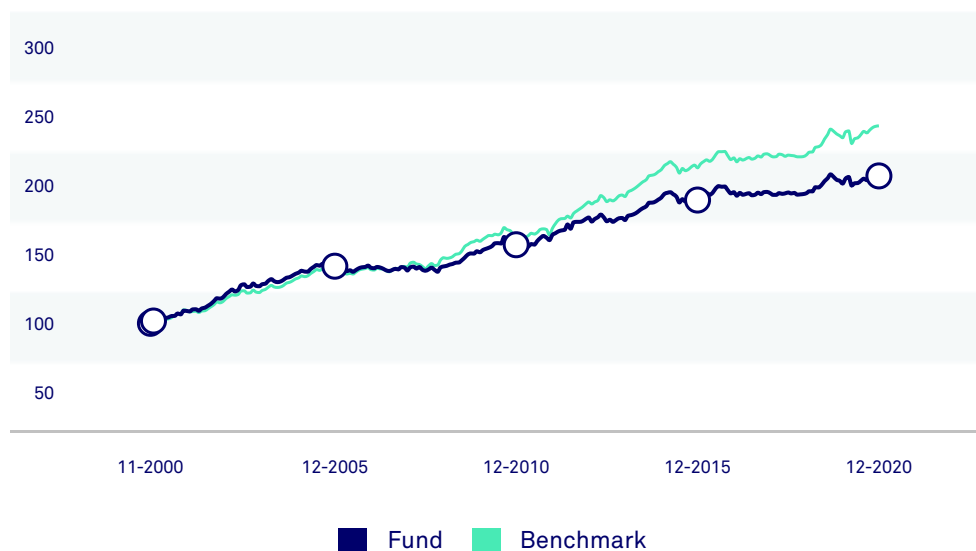
All returns stated have been calculated based on net asset values, including reinvestment of dividends where applicable. Past performance is not a reliable indicator of future performance.

Calendar Year Return in %

	2015	2016	2017	2018	2019
Fund	-0.9	3.0	-0.3	-0.0	3.6
Benchmark	0.7	3.3	0.8	0.1	5.7

Cumulative Performance Chart

As per end of December 2020



All returns stated have been calculated based on net asset values, including reinvestment of dividends where applicable. Past performance is not a reliable indicator of future performance.

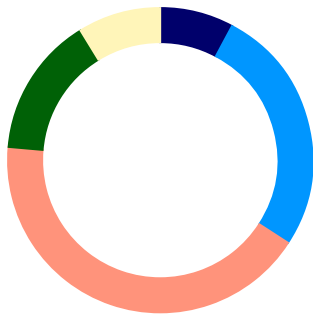
*The ongoing charges figure shown here is an estimate of the charges. Due to the amendments made to the fund charges as per 1 January 2021, the ex-post figure is no longer reliable. The UCITS' annual report for each financial year will include detail on the exact charges made.



Click here for more information about Eurosif and the Transparency code

Breakdown by duration

As per end of December 2020

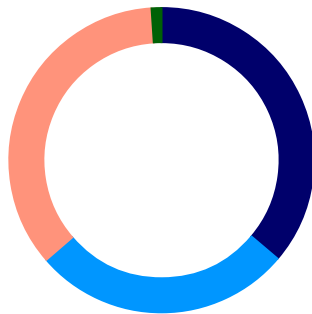


Duration	% of portfolio
0-2 year	7.8
2-5 year	26.3
5-10 year	42.3
10-15 year	14.8
> 15 year	8.8

Source: Triodos Investment Management

Breakdown by bond type

As per end of December 2020

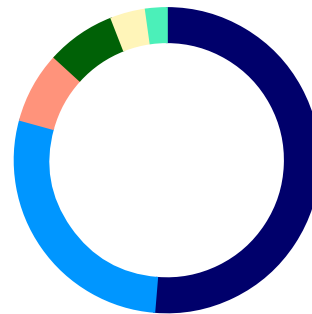


Investment Bonds	% of NAV
Corporate	36.2
Green bonds	4.1
Regular bonds	30.6
Social bonds	1.5
Sovereign	27.5
Green	12.4
Regular	15.1
Sub-sovereign	35.3
Green	17.3
Regular	12.2
Social	5.7
Liquidity	1.0

Source: Triodos Investment Management

Breakdown by transition theme

As per end of December 2020



Transition theme	% of portfolio
Sustainable Mobility & Infrastructure	51.3
Social inclusion & empowerment	28.0
Prosperous & Healthy People	7.5
Renewable Resources	7.3
Sustainable Food & Agriculture	3.7
Innovation for Sustainability	2.2

Source: Triodos Investment Management
The pie chart only represents the holdings in corporate bonds. Sovereign bonds are used for liquidity management of the portfolio.

Top 5 holdings

As per end of December 2020

Name	% of NAV
1.750% French Government bond 2016 - 2039	2.6
1.350% Irish Government bond 2018 - 2031	2.3
0.500% Dutch Government bond 2019 - 2040	2.3
0.000% German Government bond 2020 - 2025	1.8
1.250% Belgium Government bond 2018 - 2033	1.8

Breakdown by risk category

As per end of December 2020

Risk Category	% of portfolio
AAA	21.9
AA	28.4
A	25.5
BBB	24.2

Source: Triodos Investment Management

Dividend

Payment date	Amount per share (EUR)
30/04/20	0.21
02/05/19	0.31
03/05/18	0.36

Triodos Euro Bond Impact Fund is a sub-fund of Triodos SICAV I, which is established in Luxembourg. Triodos SICAV I and its sub-funds are supervised by the Luxembourg regulator, the Commission de Surveillance du Secteur Financier (CSSF). Triodos Investment Management BV, acting as management company, is licensed by the Autoriteit Financiële Markten (AFM) in the Netherlands and Triodos Euro Bond Impact Fund is registered with the AFM. The value of Triodos Euro Bond Impact Fund is determined partly by the developments on the financial markets or other markets. Please refer to the prospectus for further information about the costs and risks that apply specifically to this fund. Avoid unnecessary risks. Please read the KIID. The prospectus (in English) and KIID for Triodos SICAV I, which includes information about Triodos Euro Bond Impact Fund may be obtained free of charge from your bank or via www.triodos-im.com. This information has been compiled with care by Triodos Investment Management. No rights can be derived from this information.

“The European SRI Transparency logo signifies that Triodos Investment Management commits to provide accurate, adequate and timely information to enable stakeholders, in particular consumers, to understand the Socially Responsible Investment (SRI) policies and practices relating to the fund. Detailed information about the European SRI Transparency Guidelines can be found on www.eurosif.org, and information of the SRI policies and practices of the Triodos Pioneer Impact Fund can be found at:

<https://www.triodos-im.com/>. The Transparency Guidelines are managed by Eurosif, an independent organisation. The European SRI Transparency Logo reflects the fund manager's commitment as detailed above and should not be taken as an endorsement of any particular company, organisation or individual.”



Click here for more information about Eurosif and the Transparency code